



# WD24/6.0

## LED Strips - Warm Dim



- 12 diodes per 2" cut point: 6 diodes per CCT
- 2 Chip technology allows for dual-color temperature ranges: 1900K-2700K or 1900K-3000K.
- Over 500 delivered lumens at full brightness
- Ambient operating temp: -4-110°F
- Installation temp: 50-100°F | Storage temp: -4-140°F
- Calculated L70 = 70000 hrs

1	2	3	4	5	6	7	8
V/WATTS	RATED	CCT - LUMENS/CRI	CONNECTOR/WIRE IN	CONNECTOR/WIRE OUT	WIRE COLOR	WIRE TYPE	ILLUMINATED LENGTH
WD24/6.0							

Sample Part Number: **WD24/6.0-DRY-19/30-CON6-BW-WH-CL2-48"**

1	2	3	4	5
V/WATTS	RATED	CCT - LUMENS/CRI	CONNECTOR/WIRE IN	CONNECTOR/WIRE OUT
<b>WD24/6.0</b> Voltage: 24VDC Wattage: 6.0W/ft LED engine is built with 2 wires suitable for phase dimming control. See following pages for compatible power supplies.	<b>DRY</b> IP20	<b>19/27</b> 1900K/2700K 506/97 <b>19/30</b> 1900K/3000K 527/97	<b>BW</b> Bare Wire (Standard 24") <b>BRL</b> Barrel <b>CLS</b> Closed End (No feed) <b>CON6</b> Connector 6" <b>CON24</b> Connector 24"  Connector/Wire In not needed to specify product. Typical selection is BW. BW: Standard length is 24"; Max length is 120". Request custom length by writing in part number next to BW (example: BW48)	<b>BW</b> Bare Wire (Standard 24") <b>BRL</b> Barrel <b>CLS</b> Closed End (No feed) <b>CON6</b> Connector 6" <b>CON24</b> Connector 24"  Connector/Wire Out not needed to specify product. Typical selection is CLS or BW. BW: Standard length is 24"; Max length is 120". Request custom length by writing in part number next to BW (example: BW48)
	<b>WET</b> IP67	<b>19/27</b> 1900K/2700K 414/97 <b>19/30</b> 1900K/3000K 422/97	<b>BW</b> Bare Wire (Standard 24") <b>BRL</b> Barrel <b>CON6</b> Connector 6" <b>CON24</b> Connector 24"  Connector/Wire In not needed to specify product. Typical selection is BW. BW: Standard length is 24"; Max length is 120". Request custom length by writing in part number next to BW (example: BW48)	<b>BW</b> Bare Wire (Standard 24") <b>BRL</b> Barrel <b>CLS</b> Closed End (No feed) <b>CON6</b> Connector 6" <b>CON24</b> Connector 24"  Connector/Wire Out not needed to specify product. Typical selection is CLS or BW. BW: Standard length is 24"; Max length is 120". Request custom length by writing in part number next to BW (example: BW48)

6	7	8
WIRE COLOR	WIRE TYPE	ILLUMINATED LENGTH
<b>WH</b> White <b>BK</b> Black <b>N/A</b> Specify for Barrel  Barrel is white	<b>CL2</b> Class 2 <b>CL2P</b> Class 2 Plenum Rated <b>N/A</b> Specify for Barrel  CL2P only available with bare wire leads (BW)	<b>2"-192"</b> 2" increments  Available in reel lengths of 16' (Class 2) and 100'. Each reel will have a 2' soldered lead wire attached. Contact factory for larger reels.
<b>WH</b> White <b>BK</b> Black <b>N/A</b> Specify for Barrel  Barrel is black	<b>CL2</b> Class 2 <b>CL2P</b> Class 2 Plenum Rated <b>N/A</b> Specify for Barrel  CL2P only available with bare wire leads (BW)	<b>2"-192"</b> 2" increments

5 year warranty | Warranty only valid with QTL power supplies | Field modifications must comply with QTL's installation methods otherwise warranty is null & void | All data has +/- 5% tolerance | UL Listed



# WD24/6.0

## LED Strips - Warm Dim

### 3 CCT - LUMENS/CRI - DELIVERED LUMENS

[Calculated L70 = 70000 hrs]  
Tested with WD-24/6.0-DRY

19-27 CCT	Lumen/ft	Luminous Efficacy	CRI Ra	CRI R9	TM30 Rf	TM30 Rg
2700K	506	89	97	96	93	99

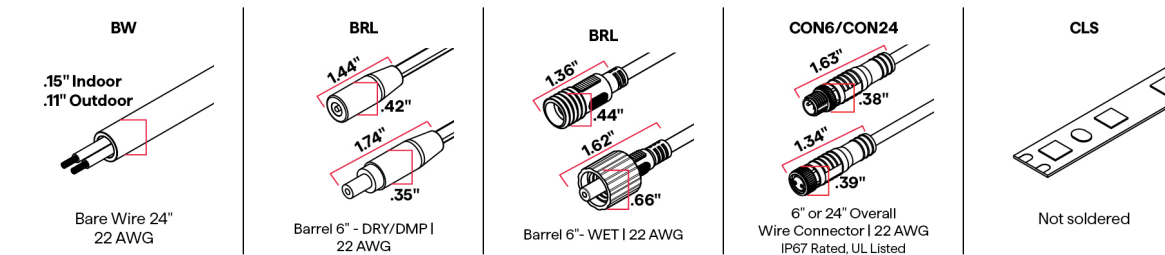
19-30 CCT	Lumen/ft	Luminous Efficacy	CRI Ra	CRI R9	TM30 Rf	TM30 Rg
3000K	527	93	97	98	92	98

### TEMPERATURE RATINGS


	Min	Max
Ambient Operating Temp - Surface	-4°F	110°F
Storage Temp	-4°F	140°F
Installation Temp	-50°F	100°F

### 4 / 5 CONNECTOR/WIRE - IN/OUT

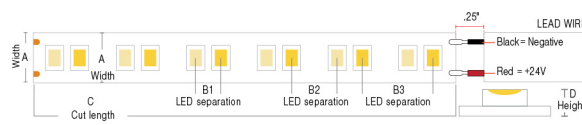
Connector/Wire In or Out not needed to specify product. Standard configuration is BW for Wire In and CLS for Wire out



### 6 WIRE COLOR



### 8 ILLUMINATED LENGTH - DIMENSIONS



Section (in)	A	B1	B2	B3	C	D
DRY (IP20)	0.39"	0.10"	0.25"	0.32"	2.00"	0.05"
WET (IP67)	0.47"	0.10"	0.25"	0.32"	2.00"	0.18"

### COMPATIBLE EXTRUSIONS

	WIDE	ROUND	TORQ	TRE3	LALO	TALO	ARKA	TELA	VEVE	FLUR	EMBD	LATO	MDIN	OPTI-FLAT	OPTI-OPTICS	THIN
DRY	✓	✓	✓	✓	✓	✓	✓	✓	✓	✓	✓	✓	✓	✓	✓	✓
DMP																
WET	✓				✓	✓	✓	✓			EXCLUDES 30", 45", 60" LENS		✓	✓		NO LENS



# WD24/6.0

## LED Strips - Warm Dim

### COMPATIBLE POWER SUPPLIES

See power supplies cut sheets for more information. Data subject to change, all data has +/- 5% tolerance.

DIM TO LEVEL	INDOOR	OUTDOOR
	WD	WD
0.1%	QT-CAB-QZ-PH/0-10V QT-CAB-eLED+0-10V QT-CAB-eLED+DALI-DT6 QT-CAB-eLED+DALI-DT6-AWN QTM-eLED+0-10V QTM-eLED+DALI-DT6 QTM-eLED+DALI-DT6-AWN QZ-BOWTIE+DIMMER QZ-DMX QZ-PH/0-10V QZ-STICK-PH/0-10V QZLP	Q-SET-QZ-PH/0-10V Q-SET-eLED+0-10V QOM-eLED+0-10V QOM-eLED+DALI-DT6 QOM-eLED+PS-DALI-DT6 QZ-DMX QZ-PH/0-10V
1%	QTM-eLED(E) QZ-DALI-DT6	Q-SET+QZ-DALI-DT6 QZ-DALI-DT6
10%	Non-Dim Power Supply with SW App Dongle	














DIMMING PROTOCOL	INDOOR	OUTDOOR
	WD	WD
Phase	QT-CAB-QZ-PH/0-10V QTM-eLED(E) QZ-BOWTIE+DIMMER QZ-PH/0-10V QZ-STICK-PH/0-10V QZLP	Q-SET-QZ-PH/0-10V QZ-PH/0-10V
0-10V	QT-CAB-QZ-PH/0-10V QT-CAB-eLED+0-10V QTM-eLED+0-10V QZ-PH/0-10V QZ-STICK-PH/0-10V QZLP	Q-SET-QZ-PH/0-10V Q-SET-eLED+0-10V QOM-eLED+0-10V QZ-PH/0-10V
Lutron Athena	QT-CAB-eLED+DALI-DT6-AWN QTM-eLED+DALI-DT6-AWN	
ECO System	QTM-eLED(E)	
DMX	QZ-DMX	QZ-DMX
DALI-2: DT6	QT-CAB-eLED+DALI-DT6 QT-CAB-eLED+DALI-DT6-AWN QTM-eLED+DALI-DT6 QTM-eLED+DALI-DT6-AWN QZ-DALI-DT6	Q-SET+QZ-DALI-DT6 QOM-eLED+DALI-DT6 QZ-DALI-DT6
SCENE App Dimmed	Non-Dim Power Supply with SW App Dongle	














# WD24/6.0

LED Strips - Warm Dim

## COMPATIBLE MOUNTING ACCESSORIES

<b>QUOVA-MICRO</b>  QUOVA Knife Edge	<b>SHIELD A - Medium</b>  For standalone use	<b>SHIELD B - Medium</b>  For use within extrusions	<b>BL-GRAZER</b>  Backwards L Mounting Bracket	<b>BL-MICRO</b>  Backwards L Mounting Bracket	<b>BL-LARGE</b>  Backwards L Mounting Bracket	<b>SD-L-LARGE</b>  L Mounting Bracket	<b>SD-L-MEDIUM</b>  L Mounting Bracket	<b>SD-L-MICRO</b>  L Mounting Bracket	<b>SD-J-LARGE</b>  J Mounting Bracket
<b>IQ-STRAP</b>  Plastic strap, Fits all LED strips	<b>IQ-CLIP-SS10</b>  Metal clip, Fits WET strip	<b>IQ-CLIP-PL</b>  Plastic clip, Fits WET strip							

## COMPATIBLE WIRING ACCESSORIES

<b>Q-NECT-02-LEAD-24</b>  Connects LED board to 24" lead wire DRY ONLY	<b>Q-NECT-02-JUMP-3</b>  Connects two LED boards together with 3" jumper; DRY ONLY	<b>Q-NECT-02-INLINE</b>  Connects two LED boards together DRY ONLY	<b>Q-NECT-SCREW-LEAD-12</b>  Connects LED board to 12" lead wire DRY ONLY	<b>Q-NECT-SCREW-JUMP-12</b>  Connects two LED boards together with 12" jumper; DRY ONLY	<b>BARREL-EXT</b>  8ft barrel cable extender DRY ONLY	<b>BARREL FOUR-FER</b>  Splits lead from one to four LED Barrel connector fixtures; DRY/DMP	<b>CON120-EXT</b>  10ft Con cable extender DRY/DMP/WET	<b>CON FOUR-FER</b>  Splits lead from one to four LED Con connectors DRY/DMP/WET	<b>CON M - BARREL F</b>  Male con to barrel cable adaptor DRY/DMP
<b>Q-mini-J5</b>  UL Listed, miniature junction box, DRY/DMP (WET rated with silicone)									

## COMPATIBLE CONTROL ACCESSORIES

<b>SCENE APP DONGLE</b>  Wi-Fi or Bluetooth Connectivity
---